

# Bounce Cards for Primary Grades (English)

GRADES K-3

## GUIDELINE KEY

This resource is related to the following ELSF Guidelines:

SUBJECT

MATH

AREA OF FOCUS

I

GUIDELINE

1

SPECIFICATION

1B

## Description of resource and intended audience:

These conversation starters stress the importance of active listening and student discourse, and can be used in any content area. The cards provide three ways for students to participate in a conversation by adding on to what someone said (Bounce), summarizing or paraphrasing to add clarity (Sum It Up), or asking questions (Inquire).

**Materials needed:** Bounce Cards, Discussion Prompts.










**Approximate time needed:** Varies.

## Instructions:

1. Cut apart the conversation cards so that one card can be given to each student in groups of three. Each person will have a role based on the card they get (Bounce, Sum it Up, or Inquire).
2. Select two students to model a conversation with you for the class, but practice with them ahead of time.
3. Model the conversation
4. Discuss three ways to respond in conversation.
5. Allow students to practice.

## Alternate Instructions:

1. Once students are familiar with each role, you can cut apart an entire row so that every person in the group can Bounce, Sum it Up, or Inquire.
2. Select two students to model a conversation with you for the class, but practice with them ahead of time.
3. Model the conversation.
4. Allow students to practice.

<p style="text-align: center;"><b>Bounce</b></p>  <p style="text-align: center;">Bounce an idea off of a friend.</p> <ul style="list-style-type: none"> <li>• That reminds me of...</li> <li>• I agree, because...</li> </ul>	<p style="text-align: center;"><b>Sum it Up</b></p>  <p style="text-align: center;">Restate what your friend said.</p> <ul style="list-style-type: none"> <li>• You are saying that...</li> <li>• So, you think...</li> </ul>	<p style="text-align: center;"><b>Inquire</b></p>  <p style="text-align: center;">Ask your friend a question.</p> <ul style="list-style-type: none"> <li>• Tell me more about...</li> <li>• How do you feel about...</li> </ul>
<p style="text-align: center;"><b>Bounce</b></p>  <p style="text-align: center;">Bounce an idea off of a friend.</p> <ul style="list-style-type: none"> <li>• That reminds me of...</li> <li>• I agree, because...</li> </ul>	<p style="text-align: center;"><b>Sum it Up</b></p>  <p style="text-align: center;">Restate what your friend said.</p> <ul style="list-style-type: none"> <li>• You are saying that...</li> <li>• So, you think...</li> </ul>	<p style="text-align: center;"><b>Inquire</b></p>  <p style="text-align: center;">Ask your friend a question.</p> <ul style="list-style-type: none"> <li>• Tell me more about...</li> <li>• How do you feel about...</li> </ul>
<p style="text-align: center;"><b>Bounce</b></p>  <p style="text-align: center;">Bounce an idea off of a friend.</p> <ul style="list-style-type: none"> <li>• That reminds me of...</li> <li>• I agree, because...</li> </ul>	<p style="text-align: center;"><b>Sum it Up</b></p>  <p style="text-align: center;">Restate what your friend said.</p> <ul style="list-style-type: none"> <li>• You are saying that...</li> <li>• So, you think...</li> </ul>	<p style="text-align: center;"><b>Inquire</b></p>  <p style="text-align: center;">Ask your friend a question.</p> <ul style="list-style-type: none"> <li>• Tell me more about...</li> <li>• How do you feel about...</li> </ul>